



CALOPIX 5


The Next-gen AI-Powered
Computational Pathology IMS.

ULTIMATE CLINICAL CONFIDENCE. MAXIMIZED LAB PRODUCTIVITY.

Introducing CaloPix 5, the latest release of the gold-standard in pathology image management and analysis.

CaloPix 5 is considered around the world as the gold-standard in digital pathology. Created by Tribun Health, a pioneer in the space for over 15 years, CaloPix has been successfully leveraged by hundreds of labs around the world. Whether you're just starting your digital transformation or have already progressed on that exciting path for your lab and your pathologists, **CaloPix 5 is the ideal solution at the heart of your digital pathology workflow.**





CaloPix 5 immersive experience on a multi-screen set-up

Next-gen AI-Powered Computational Pathology IMS.



CLINICAL CONFIDENCE

Leading visualization, analysis automation and collaboration.



ULTIMATE FLEXIBILITY

Open web application, remote working and full compatibility.

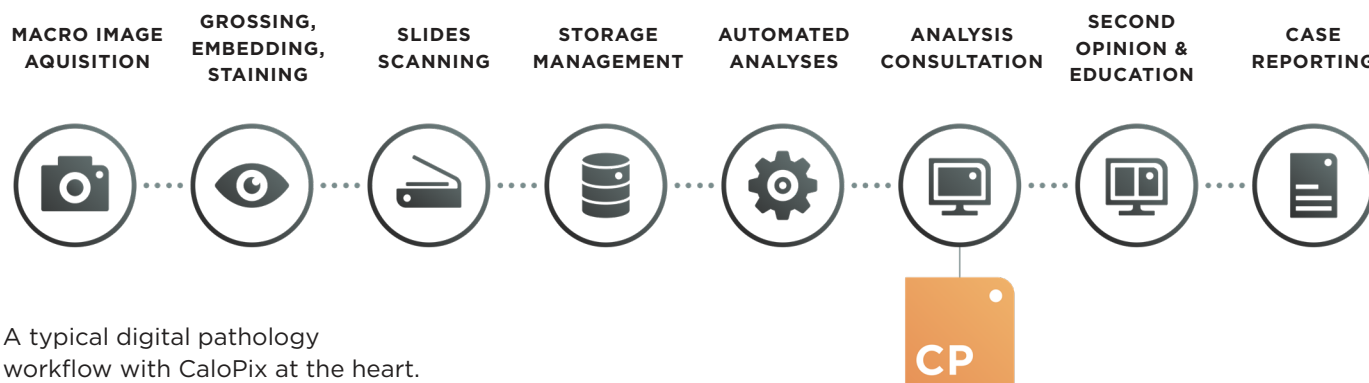


INCREASED PRODUCTIVITY

Advanced workflows and automation.

The heart of your **Digital Pathology Workflow**

CaloPix 5 brings case-centric digital pathology image management, collaboration and quantitative analysis. It was developed with the help and experience from pathologists with some of the most prestigious private, public and academic institutions worldwide. **It was built to be at the heart of your pathology workflow.**



A typical digital pathology workflow with CaloPix at the heart.

Enjoy peace of mind when delivering confident clinical answers.

Your lab's daily purpose is to deliver answers that will drive clinicians' treatment plan decisions. Ensure full confidence in your analyses and reports with CaloPix 5's advanced visualization engine, clinically validated AI automation tools and both proprietary and integrated third party applications.

Leverage ultimate flexibility to build and drive your lab, your way.

CaloPix 5 is a browser-based application, giving your pathologists the flexibility to work anywhere, anytime, and request a remote second opinion. It is also compatible with most scanner image formats ensuring peace of mind no matter what your other technology investments are.

Reach a new level of productivity.

We understand your lab's growing challenge to deliver more cases, higher level of analysis sophistication, faster with the same or less resources. With CaloPix 5, leverage advanced optimization workflows and automation to accelerate and simplify the entire process, from image acquisition, to analysis, automation and reporting. It also integrates seamlessly with your LIS or PACS.

Harness the power of CaloPix 5



FLEXIBLE

Full web application for total flexibility. Work anytime, anywhere.



COMPLETE

From image acquisition, management to analysis — seamlessly.



EFFECTIVE

Higher case resolution through deep zoom viewing and remote collaboration engine.



INTUITIVE

Experience an efficient workflow from start to finish.



COMPATIBLE

Open solution with broad scanner and image format compatibility.



FUTURE-READY

Advanced automation through quantitative AI-powered analysis algorithms.




EXPANDABLE

Seamless integration with other Tribun Suite modules, information systems, LIS and PACS.



SECURE

Enterprise-grade security for access and sharing.





Tribun Health. A partner like no other.

The leader in clinical decisions solutions through digital pathology.

2 RUE DU CAPITAINE SCOTT, 75015 PARIS, FRANCE
CONTACT@TRIBUN.HEALTH
EUROPE: +33 1 89 20 00 07

WWW.TRIBUN.HEALTH

CaloPix is an in-vitro diagnostic medical device for general use, and a regulated health care product which carries the CE IVD mark. CaloPix is a registered class II medical instrument in Canada. For the rest of the world, CaloPix is for research use only. The instructions in the accompanying documentation to this software should be read carefully.

Tribun Health SAS with 253 860 € capital - R.C.S. Nanterre 538 927 120 - 2, rue du Capitaine Scott, 75015 Paris, France
29.03.2022